

[HOME](#) [ABOUT](#) [AUTHOR INTERVIEWS](#) [CONTACT](#) [FUN STUFF](#) [NEWS / BLOG](#)
[REVIEWS](#) [TEACHING NOTES](#)

MY LITTLE STORY CORNER

For the love of picture books



TAG ARCHIVES: CORAL VASS

November 17, 2015

by Romi Sharp

[Leave a comment](#)

I'M A JUST
WRITE FOR KIDS
CONTRIBUTOR

POSTS

Select Month ▼

CATEGORIES

Two Birds on a Wire: Teaching Notes



Scholastic Australia, 2015.

Review.

In an utterly amusing and entertaining tale, two birds; Black and Blue, pick a squabble up high on a wire. When the pair refuse to share, pandemonium strikes and the snapping, snorting, pushing, shoving, hassling and heckling battle breaks loose. Some puffing and panting later, the bickering birds turn tail and decide to rather sit together and enjoy the view.

The fun rhyming verses, together with the characters'

*Two Birds
on a Wire,*
Coral
Vass
(author),
Heidi
Cooper
Smith
(illus.),




FIND ME ON
SOCIAL MEDIA




Select Category ▼





MY LITTLE STORY CORNER



My Little S...
462 likes

 Like Page

Be the first of your friends to like this



FOLLOW BLOG VIA EMAIL

Enter your email address to follow this blog and receive notifications of new posts by email.
Join 379 other followers

Enter your email address

Follow

 Follow My Little Story Corner

14

exuberance and cheekiness brings out plenty of laughable, yet thought-provoking moments. The illustrations are eye-catching to say the least, but I also love the softness of the autumn colours in the background that remind us to enjoy the tranquility that is right in front of us (or below if you were a bird on a wire).

So, let's get some perspective here! The story takes place above a country town, overlooking trees, farm houses and animals. The unique angle that Heidi Cooper Smith has so cleverly introduced is highly effective. But from another clever angle is Coral Vass's underlying theme of valuing cooperation and unity. It's about 'seeing' the bigger picture, and not getting tangled in pettiness.

'Two Birds on a Wire' is a perfect read aloud book for early childhood readers with a vision to learn the importance of sharing and problem solving, and have a giggle at a pair of silly birds at the same time!

Discussion.

Before Reading:

Put one chair out for two people. Ask two children to try and sit on it. How did they react when they both wanted to sit on the chair? Did they argue about who was there first, or who was bigger, or louder?

RECENT POSTS

- [DIY Easter Cone Basket](#) March 23, 2016
- [WIN a copy of 'This & That' by Mem Fox and Judy Horacek – CLOSED](#) February 24, 2016
- [Mr Chicken Lands on Lor](#) [Follow](#)

Follow "My Little Story Corner"

Get every new post delivered to your Inbox.

Join 379 other followers

Sign me up

Build a website with WordPress.com



GOODREADS

Digby's Moon Mission

What would be the best solution? What are some kind and friendly ways to solve the problem?

Look at the front cover. Do you think these birds are happy with each other? What does their body language tell you about what they're thinking? What do you think they're upset about?

During Reading:

Do you think Bird Blue should've shouted at Little Black to go? Do you think Little Black reacted well? Do you think one of the birds will be the winner?

After Reading:

When Bird Blue first shouted at Little Black, what are some things that he could've said so that they didn't argue? What might you do if someone was angry at you? What do you think the birds learned from their squabble? How did they solve the problem in the end? Do you think they will always share from now on? Do you ever have times when you don't want to share? What are some things you can share and what are things you can't share?

Literacy.

Writing.

– *Creative writing.* Write a story about a pair (of animals

by Renee Price

Digby Fixit is a curious boy with a keen interest in a 'banana-thin' moon. With his dishevelled appearance and abundance of energy, Digby enlists the help of his friends; creating havoc in his poor mum's kitchen, to embark on a mission t...



Elizabeth Rose on Parade
by Jaquelyn Muller



The Scarecrows' Wedding
by Julia Donaldson



Celia and Nonna
by Victoria Lane

There is something so precious about children spending quality time with their grandparents. Every word and every image, beautifully interwoven by author Victoria Lane and illustrator Kayleen West, pour warmth and affection out of this b...



Pig the Pug
by Aaron Blabey



goodreads®

or humans) who fight over an object. How did they argue? How did they resolve the issue?

(Check out Anna Kang's '*You are (Not) Small*' and '*That's (Not) Mine*' about disagreements).

Reading.

– *Rhyming Words, Rhyming Birds*.

Find the rhyming words in the story. Some may not have the same rime spelling (eg. 'at' in cat, hat, sat), but the sounds are the same.

Download, laminate (optional) and cut out the [Rhyming Words, Rhyming Birds](#) to play a rhyming game.

Separate each bird so that the matching pair can be re-found by stating the two rhyming words.

(To make it easier for less advanced students, cut a different pattern inbetween each bird so that they will easily be able to match the birds back together. Eg. Wiggly line, wavy line, zigzag, etc.)

RHYMING WORDS, RHYMING BIRDS

Cut out each bird from each pair. Say the words and find the matching rhyming word.

For more fun, print two copies of each and play Snap with a friend!



Two Birds on a Wire
©2011 Houghton Mifflin Harcourt
www.hmh.com




- *Angry Bird Verbs.*

Write some verbs (doing words) around the angry birds to describe their silly actions. Eg. snapped, snorted, pushed, shoved, hassled, heckled, scowled, etc).

Download the [Angry Birds Verbs](#) sheet here.

Angry Birds Verbs

Write the verbs (doing words) from the book to describe the actions of Little Bird Blue and Little Bird Black.



Two Birds sit a Bird
Coral Gables and Heidi Cooper Smith
© 1999 Little Story Corner

Numeracy.

– *Number. Less Than, Greater Than.*

The birds argued that they were bigger, louder, better than one another.

Play this fun game to extend your counting and comparing skills.


Materials: [Greater Than, Less Than](#) print outs, bundle of toys / real life materials.

Objectives: Practise skills in counting, comparing, estimating, place value and fractions.

Directions:

1. Count out 2 piles of toys (upto 20 objects depending on level). Ask, which is larger? Smaller? Equal? Use the print outs to show each answer. If student is unsure they can use the numbers on the number line to see how they ascend.
2. Read the sentence. Eg. '15 is greater than 5', '12 is less than 18', '6 is equal to 6'.
3. Extension. Play the same game using fractions – use parts of whole items and/or pictures. Eg. ' $\frac{1}{2}$ is greater than $\frac{1}{4}$ '.





– *Space / Location.*

Mapping Coordinates – Bird's Eye View: Map a Farm.

The birds overlooked a little farm from their wire.





Complete the grid as per the key and state the coordinates for each item.

Download [Bird's Eye View Map a Farm](#).

Extension. On your own grid, use unifix blocks to build a city. Working in pairs, have each person take turns to build a tower and state the coordinates. Eg. 'The blue tower is in A4.'

Bird's Eye View: Map a Farm.


Fill in the map with the corresponding pictures and coordinates in the key.

	A1	B1	B2	C1
				
4				
3				
2				
1				
	A	B	C	D



Science.

- Explore flight and propulsion with this fun whirlybird!
- See instructions for craft from [Minieco](#).



Art / Craft.

Create some gorgeous birdy artwork with these ideas:

– *Black Silhouette Birds on a Wire*

Materials: watercolour paints, paper, paint brush, black paper, scissors, white crayon, glue.

Directions:

1. Create an abstract painting with your chosen colours and with water, blend together. Tip: once painted, tilt your paper side to side to blend the colours further.



2. With your white crayon, draw your bird shapes onto black paper. Cut out.
3. Cut a thin black strip for the wire.
4. Paste the wire first, then the black birds onto the paper in position.



– *Paper Plate Birds on a Garland.*
From [Pyssselbolaget](#).



– *Patterned Birds on a Wire.*
Found on [Flickr](#).



*Lessons and photography by Romi Sharp, BECS, Dip.Ed
(Primary).*

© My Little Story Corner 2015.

www.facebook.com/mylittlestorycorner

www.pinterest.com/mylilstorycrner

All sourced resources have been credited.

*These lessons are for personal and classroom use only and
are not permitted for commercial use without written
consent.*

This post contains affiliate links to Boomerang Books.

*This review and lesson plans are not paid and are my own
educated opinion.*

Purchase [Two Birds on a Wire](#).

Information about the author, Coral Vass can be found
[here](#).

Information about the illustrator, Heidi Cooper Smith
can be found [here](#).

*Categories: [New Releases](#), [Picture Book Reviews](#), [Teaching Notes](#) |
Tags: [Anna Kang](#), [art](#), [Coral Vass](#), [craft](#), [Disagreements](#), [Heidi Cooper Smith](#), [literacy](#), [numeracy](#), [perspective](#), [Scholastic Australia](#), [science](#),
[sharing](#), [That is \(Not\) Mine](#), [Two Birds on a Wire](#), [You Are \(Not\) Small](#) |
[Permalink](#).*

Create a free website or blog at [WordPress.com](#). | The Yoko Theme.

Top